

# Ansible Module Schreiben

---

Martin Schütte

11. Juli 2019

sage@GUUG Hamburg



# Assumptions

You ...

- configure servers or other IT systems
- have already used (or tried) Ansible
- can write shell or Python scripts
- have some “special” device or API or a CLI that does not fit into a simple command



This talk ...

- is no Ansible introduction
- has too many slides, I will skip some
- is available online at [noti.st](https://noti.st)

1. Concepts
2. Writing Modules
3. Module Execution – In-Depth
4. Beyond Python
5. Conclusion

# Concepts

# Concepts

Intro

# Ansible – Concepts and Naming

Ansible is a radically simple IT automation platform.

- controller
- target host
- playbook
- role
- task
- module



# Example: Simple Playbook

---

- hosts: webservers  
vars:
  - apache\_version: latesttasks:
  - name: ensure apache is at given version  
yum:
    - name: httpd
    - state: "{{ apache\_version }}"
- hosts: dbserver  
roles:
  - ansible-role-postgresql

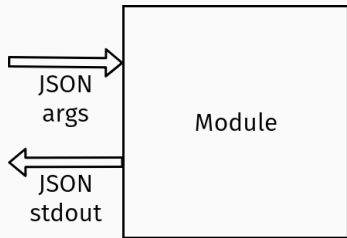
# **Concepts**

## **Module Basics**



## What is a Module?

some code snippet to run on the (remote) host  
executable with input and output



# Minimal Module

```
#!/bin/sh

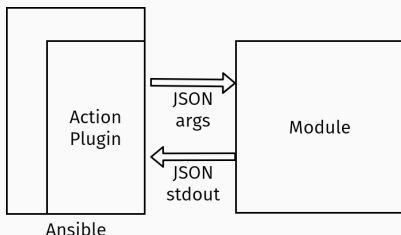
echo '{"foo": "bar"}'
exit 0
```

```
#!/usr/bin/python

if __name__ == '__main__':
    print '{"foo": "bar"}'
    exit(0)
```

# Action Plugins call Modules

- plugins run on the controller
- may prepare input for modules
- may handle “special” connections (non SSH or WinRM)
- may implement actions on the controller, e.g. debug
- defaults to normal to run module on target host



# Writing Modules

# **Writing Modules**

**Don't**

# Avoid Writing Own Code

- `get_url` – Downloads files
- `uri` – Interacts with webservices
- `wait_for` – Waits for a condition before continuing
- `set_fact` – Set host facts from a task

```
- name: Wait for port 8000 to become open on the host
  wait_for:
    port: 8000
    delay: 10

- name: wait for service to become available
  uri:
    url: 'https://{{ inventory_hostname }}:{{ svc_port }}/service'
    return_content: yes
  register: content
  until: content.status == 200
  retries: 60
  delay: 10
  when: not ansible_check_mode
```

# **Writing Modules**

**Simple Example: Ping**

# Documentation

```
ANSIBLE_METADATA = {'metadata_version': '1.1',
                    'status': ['stableinterface'],
                    'supported_by': 'core'}

DOCUMENTATION = '''
---
module: ping
version_added: historical
short_description: Try to connect to host, verify a usable
python and return C(pong) on success
'''

EXAMPLES = '''
# Induce an exception to see what happens
- ping:
    data: crash
'''

RETURN = '''
ping:
    description: value provided with the data parameter
    returned: success
    type: string
    sample: pong
'''
```



```
$ ansible-doc --snippet ping
- name: Try to connect to host, verify a usable python and return 'pong' on success
  ping:
    data: # Data to return for the 'ping' return value. If this
           parameter is set to 'crash', the module will cause an
           exception.

$ ansible-doc ping
> PING    (.../site-packages/ansible/modules/system/ping.py)

A trivial test module, this module always returns 'pong' on
successful contact. It does not make sense in playbooks, but
it is useful from '/usr/bin/ansible' to verify the ability to
login and that a usable Python is configured. This is NOT ICMP
ping, this is just a trivial test module that requires Python
on the remote-node. For Windows targets, use the [win_ping]
module instead. For Network targets, use the [net_ping] module
instead.

OPTIONS (= is mandatory):

- data
  Data to return for the 'ping' return value.
...
```

```
from ansible.module_utils.basic import AnsibleModule

def main():
    module = AnsibleModule(
        argument_spec=dict(
            data=dict(type='str', default='pong'),
        ),
        supports_check_mode=True
    )

    if module.params['data'] == 'crash':
        raise Exception("boom")
    result = dict(
        ping=module.params['data'],
    )
    module.exit_json(**result)

if __name__ == '__main__':
    main()
```

# **Writing Modules**

**Start Your Own**

```
from ansible.module_utils.basic import AnsibleModule

def main():
    module = AnsibleModule(
        argument_spec=dict( # ...
        )
    )

    rc = do_something()
    result = {
        "msg": "Hello World",
        "rc": rc,
        "failed": False,
        "changed": False,
    }
    module.exit_json(**result)

if __name__ == '__main__':
    main()
```

## File Locations: library and module\_utils

```
my_role/
├── meta
├── defaults
├── tasks
├── library
│   └── my_module.py
├── module_utils
│   └── my_util_lib.py
```

- role can use Ansible module `my_module` in tasks
- `import * from my_util_lib`  
finds Python module in `module_utils`
- for “larger” libraries use packages (pip/rpm/dpkg)

# AnsibleModule argument\_spec

```
module = AnsibleModule(  
    argument_spec=dict(  
        config=dict(required=False),  
        name=dict(required=True),  
        password=dict(required=False,  
            no_log=True),  
        state=dict(required=False,  
            choices=['present', 'absent'],  
            default="present"),  
        enabled=dict(required=False,  
            type='bool'),  
        token=dict(required=False,  
            no_log=True),  
        url=dict(required=False,  
            default="http://localhost:8080"),  
        user=dict(required=False)  
    ),  
    mutually_exclusive=[  
        ['password', 'token'],  
        ['config', 'enabled'],  
    ],  
    supports_check_mode=True,  
)
```

```
# Create a jenkins job using the token  
- jenkins_job:  
    config: "{{ lookup(...) }}"  
    name: test  
    token: asdfasfasdfasdfasdfadf  
    url: http://localhost:8080  
    user: admin  
  
# Disable a jenkins job using basic auth  
- jenkins_job:  
    name: test  
    password: admin  
    enabled: False  
    url: http://localhost:8080  
    user: admin
```

# Common Return Values/Result Attributes

## Common

- changed
- failed
- rc
- msg
- results
- invocation
- skipped
- stderr, stderr\_lines
- stdout, stdout\_lines
- backup\_file

## Internal use

- ansible\_facts
- exception
- warnings
- deprecations

# get\_release.py function

```
def read_os_file(item_name):
    filename = "/etc/os-release"

    result = {
        "msg": "unknown",
        "failed": True,
        "changed": False,
    }

    with open(filename, "r") as f:
        for line in f:
            key,value = line.split('=', 1)
            if key == item_name:
                result["msg"] = value.strip().strip('\"')
                result["failed"] = False
                break
    return result
```



## get\_release.py main

```
def main():
    m = AnsibleModule(
        argument_spec=dict(
            line=dict(type='str', default="PRETTY_NAME"),
        ),
        supports_check_mode=False
    )

    result = read_os_file(m.params["line"])
    m.exit_json(**result)

if __name__ == '__main__':
    main()
```

## get\_release.py usage

```
- name: my_role | get_release name
  get_release: {}
  register: rc_get_dist

- name: my_role | get_release like
  get_release:
    line: ID_LIKE
  register: rc_get_like

- name: my_role | debug
  debug:
    msg: "{{ rc_get_dist.msg }} -- {{ rc_get_like.msg }}"
```

```
TASK [role-pymod : my_role | debug] *****
ok: [server] => {
  "msg": "CentOS Linux 7 (Core) -- rhel fedora"
}
```

# Common Module Pattern

```
class Controller(object):
    def __init__(module)
    def do_something()

def main():
    module = AnsibleModule(...)
    ctl = Controller(module)
    result = ctl.do_something()
    module.exit_json(**result)

if __name__ == '__main__':
    main()
```

- simple access to input parameters
- access to util functions (e.g. `module.run_command()`)
- difficult to unit test without module context

# **Writing Modules**

## **Patterns & Misc. Hints**

# Use AnsibleModule

Useful common methods:

- `argument_spec` for parameters
- `supports_check_mode`
- `exit_json()`, `fail_json()`
- `atomic_move()`, `run_command()`
- `bytes_to_human()`, `human_to_bytes()`

Other `module_utils`:

- `api`: function/decorator `@rate_limit()`
- `timeout`: function/decorator `@timeout(secs)`
- `_text`: new and unstable `to_text()`

## Pattern: Idempotency

- Playbooks can run many times
- As few changes as possible
- Only perform required actions

1. Get spec parameters
2. Check actual state of system

if =: done, do nothing

if ≠: action to change state

# Pattern: Check Dependencies

```
try:
    import psycopg2
    import psycopg2.extras
except ImportError:
    HAS_PSYCOPG2 = False
else:
    HAS_PSYCOPG2 = True

def main():
    module = AnsibleModule()
    # ...
    if not HAS_PSYCOPG2:
        module.fail_json(
            msg="the python psycopg2 module is required")
```

## Check Mode/“Dry Run”

- Return information but never apply changes
- Optional but recommended for modules
- Interface provided by `AnsibleModule`

Example without support:

```
m = AnsibleModule(  
    argument_spec=...,  
    supports_check_mode=False  
)
```

```
$ ansible-playbook -v --check playbook.yml  
...  
TASK [role-pymod : my_role | get_release] *****  
skipping: [server] => {"changed": false, "msg": "remote module  
    (get_release) does not support check mode"}
```



## Check Mode/“Dry Run”

```
def update_permanent_hostname(self):
    name = self.module.params['name']
    permanent_name = self.get_permanent_hostname()
    if permanent_name != name:
        if not self.module.check_mode:
            self.set_permanent_hostname(name)
        self.changed = True
```

Important: Modules without AnsibleModule (or non-Python) have to handle this on their own!

⇒ test the `_ansible_check_mode` parameter

## Other Common Return Value: Diff

Example from hostname:

```
if changed:
    kw['diff'] = {'after': 'hostname = ' + name + '\n',
                 'before': 'hostname = ' + name_before + '\n'}
```

Example output, sample module:

```
TASK [role-minimal : role_minimal | py_sample_08] *****
task path: /vagrant/roles/role-minimal/tasks/main.yml:23
--- before
+++ after
@@ -1,3 +1,3 @@
  common line
-old value
+new vale
  common line

changed: [server] => {"changed": "true", "foo": "bar"}
```

## Example: Set Facts

In a playbook:

```
- do_something:
  # ...
  register: result_var

- set_fact:
  foo: "{{ result_var.results | list }}"
```

In a module (from hostname):

```
kw = dict(changed=changed, name=name,
          ansible_facts=dict(ansible_hostname=name.split('.')[0],
                             ansible_nodename=name,
                             ansible_fqdn=socket.getfqdn(),
                             ansible_domain='.'.join(
                                 socket.getfqdn().split('.')[1:]))))

module.exit_json(**kw)
```

## Example: String Formatting

When Jinja2 is not enough for variables and formatting ...

Random example:

```
- name: calculate cluster config lines
  calc_some_cluster_config:
    hostname: "{{ ansible_fqdn }}"
    port: "{{ application_port }}"
    group: "{{ groups['appserver'] }}"
    register: cluster_config

- name: cluster config
  lineinfile:
    path: "{{ basedir }}/cluster/config"
    line: "{{ item }}"
  with_items:
    - "hosts={{ cluster_config.tcp_hostlist | join(',') }}"
    - "exclude={{ cluster_config.exclude_roles | join(',') }}"
  notify: appserver restart
```

# Pattern: Provider Dict

```
- name: apply IOS config
  ios_config:
    provider: "{{ ios_creds }}"
    src: my_config2b.txt
```

```
- name: Import Zabbix json template configuration
  local_action:
    module: zabbix_template
    server_url: http://127.0.0.1
    login_user: username
    login_password: password
    template_name: Apache2
    template_json: "{{ lookup('file', 'apache2.json') }}"
    template_groups:
      - Webservers
```

## **Module Execution – In-Depth**

# **Module Execution – In-Depth**

## **Low Level Module Execution**

# Minimal Module

```
#!/bin/sh

echo '{"foo": "bar"}'
exit 0
```

```
#!/usr/bin/python

if __name__ == '__main__':
    print('{"foo": "bar"}')
    exit(0)
```



# Minimal Module – Verbose Output

```
TASK [role-minimal : role_minimal | bash_sample_01] *****
task path: /vagrant/roles/role-minimal/tasks/main.yml:5
<192.168.56.202> ESTABLISH SSH CONNECTION FOR USER: vagrant
<192.168.56.202> SSH: EXEC ssh -C -o ControlMaster=auto -o ControlPersist=60s -o StrictHostKey
<192.168.56.202> (0, '/home/vagrant\n', '')
<192.168.56.202> ESTABLISH SSH CONNECTION FOR USER: vagrant
<192.168.56.202> SSH: EXEC ssh -C -o ControlMaster=auto -o ControlPersist=60s -o StrictHostKey
<192.168.56.202> (0, 'ansible-tmp-1548772995.78-225807547469627=/home/vagrant/.ansible/tmp/ans
Using module file /vagrant/roles/role-minimal/library/bash_sample_01
<192.168.56.202> PUT /home/vagrant/.ansible/tmp/ansible-local-32044a_dXdg/tmpnrj9rd TO /home/v
<192.168.56.202> SSH: EXEC sftp -b - -C -o ControlMaster=auto -o ControlPersist=60s -o Stricth
<192.168.56.202> (0, 'sftp> put /home/vagrant/.ansible/tmp/ansible-local-32044a_dXdg/tmpnrj9rd
<192.168.56.202> PUT /home/vagrant/.ansible/tmp/ansible-local-32044a_dXdg/tmpgN3ZKr TO /home/v
<192.168.56.202> SSH: EXEC sftp -b - -C -o ControlMaster=auto -o ControlPersist=60s -o Stricth
<192.168.56.202> (0, 'sftp> put /home/vagrant/.ansible/tmp/ansible-local-32044a_dXdg/tmpgN3ZKr
<192.168.56.202> ESTABLISH SSH CONNECTION FOR USER: vagrant
<192.168.56.202> SSH: EXEC ssh -C -o ControlMaster=auto -o ControlPersist=60s -o StrictHostKey
<192.168.56.202> (0, '', '')
<192.168.56.202> ESTABLISH SSH CONNECTION FOR USER: vagrant
<192.168.56.202> SSH: EXEC ssh -C -o ControlMaster=auto -o ControlPersist=60s -o StrictHostKey
Escalation succeeded
<192.168.56.202> (0, '{"foo":"bar"}\r\n', 'Shared connection to 192.168.56.202 closed.\r\n')
ok: [server] => {
    "changed": false,
    "foo": "bar"
}
```

# Argument File Format

## Old-style default: key=value

```
[vagrant@server ~]$ cat $TMPDIR/args
_ansible_version=2.7.5
↪ _ansible_selinux_special_fs='["fuse"',
↪ 'nfs"', 'vboxsf"', 'ramfs"',
↪ '9p"'] _ansible_no_log=False
↪ _ansible_module_name=py_sample_01
↪ _ansible_tmpdir=/home/vagrant/.ansible/tmp/ansible-tmp-
↪ 1548756932.8-240778677026680/ _ansible_verbosity=3
↪ _ansible_keep_remote_files=True
↪ _ansible_syslog_facility=LOG_USER _ansible_socket=None
↪ _ansible_remote_tmp='~/ansible/tmp' _ansible_diff=False
↪ _ansible_debug=False _ansible_shell_executable=/bin/sh
↪ _ansible_check_mode=False foo=baz
```

# Want JSON Option

```
#!/bin/sh

# WANT_JSON

echo '{"foo":"bar"}'
exit 0
```

```
#!/usr/bin/python

# WANT_JSON

if __name__ == '__main__':
    print('{"foo":"bar"}')
    exit(0)
```

# Argument File Format

With WANT\_JSON flag:

```
[vagrant@server ~]$ cat $TMPDIR/args
{"_ansible_version": "2.7.5", "_ansible_selinux_special_fs":
  ↪ ["fuse", "nfs", "vboxsf", "ramfs", "9p"],
  ↪ "_ansible_no_log": false, "_ansible_module_name":
  ↪ "bash_sample_02", "_ansible_tmpdir":
  ↪ "/home/vagrant/.ansible/tmp/ansible-tmp-1548756933.19-
  ↪ 248002152304605/", "_ansible_verbosity": 3,
  ↪ "_ansible_keep_remote_files": true,
  ↪ "_ansible_syslog_facility": "LOG_USER", "_ansible_socket":
  ↪ null, "_ansible_remote_tmp": "~/.ansible/tmp",
  ↪ "_ansible_diff": false, "_ansible_debug": false,
  ↪ "_ansible_shell_executable": "/bin/sh",
  ↪ "_ansible_check_mode": false, "foo": "baz"}
```

# Remove Argument File: JSONARGS

```
#!/bin/sh

ARGS='<<INCLUDE_ANSIBLE_MODULE_JSON_ARGS>>'
echo "arguments: $ARGS" | logger --tag $(basename "$0")

echo '{"foo":"bar"}'
exit 0
```

```
#!/usr/bin/python
import syslog

args="<<INCLUDE_ANSIBLE_MODULE_JSON_ARGS>>"

if __name__ == '__main__':
    syslog.openlog()
    syslog.syslog(args)

    print '{"foo":"bar"}'
    exit(0)
```

## JSONARGS – Verbose Output

```
<192.168.56.202> ESTABLISH SSH CONNECTION FOR USER: vagrant
<192.168.56.202> SSH: EXEC ssh $SSH_OPTS -tt 192.168.56.202 \
    '/bin/sh -c '"/bin/sh $TMPDIR/AnsiballZ_bash_sample_03
    && sleep 0'
<192.168.56.202> (0, '{"foo":"bar"}\r\n',
    'Shared connection to 192.168.56.202 closed.\r\n')

ok: [server] => {
    "changed": false,
    "foo": "bar"
}
```

# JSONARGS – Argument in Script File

```
[vagrant@server ~]$ cat $TMPDIR/AnsiballZ_bash_sample_03
#!/bin/sh
```

```
ARGS='{ "_ansible_version": "2.7.5",
  ↪  "_ansible_selinux_special_fs": ["fuse", "nfs", "vboxsf",
  ↪  "ramfs", "9p"], "_ansible_no_log": false,
  ↪  "_ansible_module_name": "bash_sample_03",
  ↪  "_ansible_tmpdir": "/home/vagrant/.ansible/tmp/ansible-tmp-
  ↪  1548797622.11-222413844288764/", "_ansible_verbosity": 3,
  ↪  "_ansible_keep_remote_files": true,
  ↪  "_ansible_syslog_facility": "LOG_USER", "_ansible_socket":
  ↪  null, "_ansible_remote_tmp": "~/.ansible/tmp",
  ↪  "_ansible_diff": false, "_ansible_debug": false,
  ↪  "_ansible_shell_executable": "/bin/sh",
  ↪  "_ansible_check_mode": false, "foo": "baz"}'
echo "arguments: $ARGS" | logger --tag $(basename "$0")

echo '{"foo":"bar"}'
exit 0
```

# **Module Execution – In-Depth**

## **AnsiballZ**



# Import AnsibleModule

```
#!/usr/bin/python

from ansible.module_utils.basic import AnsibleModule

if __name__ == '__main__':
    print({'foo':"bar"})
    exit(0)
```

# Import AnsibleModule – Verbose Output

```
[vagrant@server ~]$ ls -hl $TMPDIR  
-rwx-----. 1 vagrant vagrant 75K Jan 29 14:53 AnsiballZ_py_sample_04.py
```

```
[vagrant@server ~]$ head $TMPDIR/AnsiballZ_py_sample_04.py  
#!/usr/bin/python  
# -*- coding: utf-8 -*-  
_ANSIBALLZ_WRAPPER = True # For test-module script to tell this is a ANSIBALLZ_WRAPPER  
# This code is part of Ansible, but is an independent component.  
# The code in this particular templatable string, and this templatable string  
# only, is BSD licensed. Modules which end up using this snippet, which is  
# dynamically combined together by Ansible still belong to the author of the  
# module, and they may assign their own license to the complete work.  
#  
# Copyright (c), James Cammarata, 2016  
[vagrant@server ~]$
```

## Python template script for

- helper functions (execute, explode)
- zipped data of
  - module text
  - JSON arguments
  - all `module_utils` imports

# **Module Execution – In-Depth Debugging**

# Debugging Tools and Tips

Dev environment:

- Vagrant
- `keep_remote_files = True`
- `ansible -vvv`
  
- AnsiballZ code expand
- “print to output”
- `AnsibleModule.log()`
- q

# Debugging – AnsiballZ Explode

```
[vagrant@server ~]$ ls -hl $TMPDIR
-rwx-----. 1 vagrant vagrant 75K Jan 29 14:53 AnsiballZ_py_sample_04.py
[vagrant@server ~]$ $TMPDIR/AnsiballZ_py_sample_04.py explode
Module expanded into:
$TMPDIR/debug_dir
[vagrant@server ~]$ cd $TMPDIR/debug_dir; find .
.
./ansible
./ansible/__init__.py
./ansible/module_utils
./ansible/module_utils/__init__.py
./ansible/module_utils/basic.py
./ansible/module_utils/parsing
./ansible/module_utils/parsing/convert_bool.py
./ansible/module_utils/parsing/__init__.py
./ansible/module_utils/common
./ansible/module_utils/common/_collections_compat.py
./ansible/module_utils/common/process.py
./ansible/module_utils/common/__init__.py
./ansible/module_utils/common/file.py
./ansible/module_utils/six
./ansible/module_utils/six/__init__.py
./ansible/module_utils/_text.py
./ansible/module_utils/pycompat24.py
./__main__.py
./args
```

# Debugging – AnsiballZ Explode

```
[vagrant@server debug_dir]$ cat __main__.py
#!/usr/bin/python

from ansible.module_utils.basic import AnsibleModule

if __name__ == '__main__':
    print('{ "foo": "bar" }')
    exit(0)

[vagrant@server debug_dir]$ $TMPDIR/AnsiballZ_py_sample_04.py execute
{"foo": "bar"}
```

# Debugging – printf

- Ansible reads stdin and stdout, expects JSON  
⇒ cannot use print() to debug
- Use output values instead

```
# ...
debug_msg = "some_func({}) returned {}".format(bar, foo)
# ...
module.exit_json(result=foo, debug_msg=debug_msg)
```

```
ok: [server] => {
  "changed": false,
  "debug_msg": "some_func(bar) returned foo",
  ...
}
```



# Debugging – AnsibleModule log()


- AnsibleModule includes method `log()` with variants `debug()` and `warn()`
- Writes to journald or Syslog

```
module.log("Hello World")
```

```
# tail /var/log/messages
```

```
Feb  9 15:02:59 server ansible-my_module: Invoked with param=...  
Feb  9 15:02:59 server ansible-my_module: Hello World
```

# Debugging – q

- PyPI [q](#) or [zestytyping/q](#) 
- Always writes to `/tmp/q`
- function decorators

```
try:
    import q
except ImportError:
    def q(x):
        return x

@q
def my_func(params):
    q(special_var)
    # ...
```

```
$ tail /tmp/q

0.0s my_func('VERSION')
0.0s   my_func: 'special_value'
0.0s -> {'failed': False, 'msg': '...'}
```

# Beyond Python

## Ansible Modules in Other Languages

- Python: the default choice, best tools and support
- PowerShell: officially supported, but not covered here
- Scripting Languages: can use `JSON_ARGS`
- Binary Executables: can use `WANT_JSON`

## Binary Executables, e. g. Go Tools

possible, but not recommended:

- binary in Ansible git repository
- should have own build chain and versions
- architecture dependent (all the world's a x86\_64?)

better:

- separate packaging and deployment (.deb and .rpm)
- thin wrapper module to execute installed file or library
- same for binary Python libraries (e. g. DB connectors)

- “executable” JAR file
- not architecture dependent
- otherwise the same as binaries

- JVM scripting language
- compromise between Ansible scripts and Java apps
- maybe best way to access/use Java libraries with Ansible
- may need workarounds to use custom classpath

# Groovy – Small Example

```
#!/usr/bin/env groovy
import groovy.json.*

def jsonArgs='''<<INCLUDE_ANSIBLE_MODULE_JSON_ARGS>>'''
def args_object = new JsonSlurper().parseText(jsonArgs)

def checkMode = (boolean) args_object['_ansible_check_mode']

// do something useful

def result = [
    foo: 'bar',
    code: 42,
    did_check_mode: checkMode
]

print JsonOutput.toJson(result)
```



# Scripting Languages


- Perl, Ruby, etc.
- need JSON library
- works
- question: why?


## **Conclusion**

# Useful Software Design Principles

Not only for Ansible modules ...

- KISS
- YAGNI
- readability!

- Ansible Docs on Modules: Conventions, tips, and pitfalls
- [ansible/ansible](#) 
- *Ansible: Up & Running, 2nd ed* by Lorin Hochstein & René Moser



Thank You! — Questions?

Martin Schütte

@m\_schuett 

info@martin-schuetten.de 

slideshare.net/mschuett/ 

noti.st/mschuett/